



ONE DEVICE FOR ALL SKIN TYPES

The desire for skin treatments that help a broader spectrum of patients continues to grow. AVAVA™'s advanced non-ablative technology offers potential for a significant increase in treatments and exponential growth across healthcare practices.

AVAVA™



Elevate your practice with AVAVA™— the only advanced, non-invasive solution designed to revitalize and restore skin for patients across the entire Fitzpatrick scale. Whether addressing overall skin texture or focusing on specific skin aging concerns, AVAVA™ delivers powerful results with precision and versatility.



THIS CUTTING-EDGE TECHNOLOGY TREATS:

- 1 Acne Scars**
Helps resurface and renew skin
- 2 Signs of Aging**
Smooths and refines aging skin
- 3 Sun Damage & Dull Skin**
Revitalizes for a brighter complexion
- 4 Skin Quality**
Improves clarity and smoothness
- 5 Appearance of Large Pores**
Minimizes the appearance of pore size for a refined finish

With the use of Focal Point Technology™, AVAVA™ ensures treatments for all skin tones without compromising energy levels, empowering you to offer results-driven solutions with confidence.

Unlock the future of aesthetic innovation — because every patient deserves radiant skin.

TREAT ALL OF YOUR PATIENTS REGARDLESS OF SKIN TONE

BASELINE



AFTER TREATMENT



PHOTOS COURTESY OF MARINA PEREDO, MD, FAAD

BASELINE



1 WEEK POST 1 TREATMENT



PHOTOS COURTESY OF ROY GERONEMUS, MD

BASELINE



1 MONTH POST 2 TREATMENTS

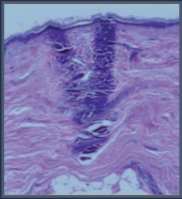


PHOTOS COURTESY OF DR. HYEMIN POMERANTZ

THE GAME CHANGING DEVICE

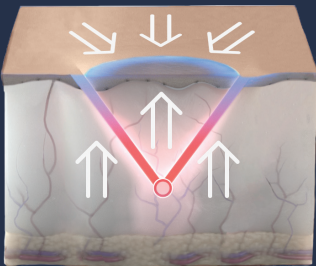
AVAVA™ delivers **precision, comfort, and ease** with targeted energy, integrated cooling for minimal pain, a skin-sparing treatment, natural healing, and a lightweight handpiece.

FDA-Cleared Innovation – AVAVA's first product secures a first-in-class regulatory clearance for high energy up to 150 mJ (industry max: 70 mJ)



Histology -
Epidermal
Sparing

OUTSIDE-IN
Surrounding Skin
Recovery



INSIDE-OUT
Regeneration



1

Focal Point Technology™

Precision Energy Delivery: Breakthrough conical ring geometry delivers optimal energy with pinpoint accuracy.

2

ComfortCool™

Cooling, Redefined: Integrated cooling technology enhances patient comfort, minimizes unnecessary heat exposure, and optimizes efficacy.

3

Epidermal Sparing

Targeted Treatments: Minimize damage to the skin's surface, reduce downtime, and allow for rapid recovery.

4


Natural Inside-out Healing

Lasting Skin Health: Stimulates the body's natural regenerative processes, promoting collagen production and long-term skin revitalization.

5

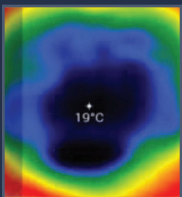
Weightless Handpiece

Relieving Provider Fatigue: A proprietary handpiece ergonomically designed for effortless use, reducing strain during long hours of treatments.



CONVENTIONAL Peripheral Cooling

Increased heat-induced epidermal damage


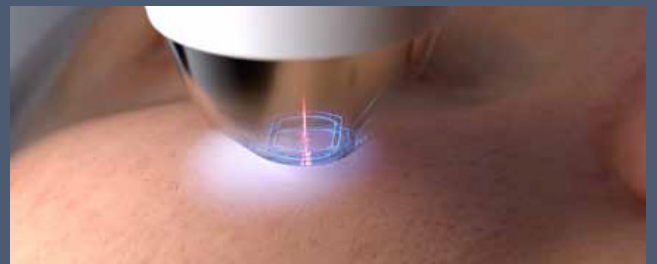



NEW AVAVA™ Patented Cooling System

Little to no heat-induced epidermal damage



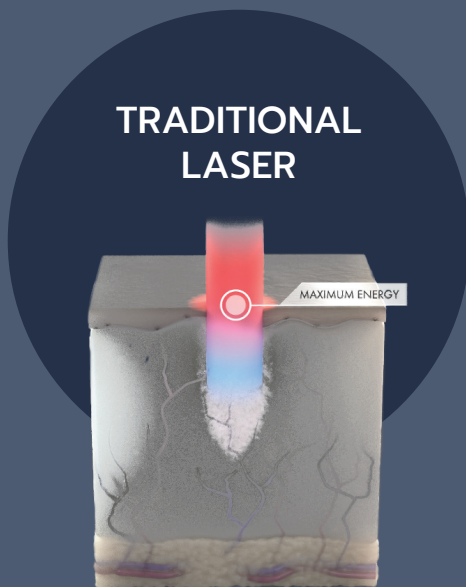
FOCAL POINT TECHNOLOGY™



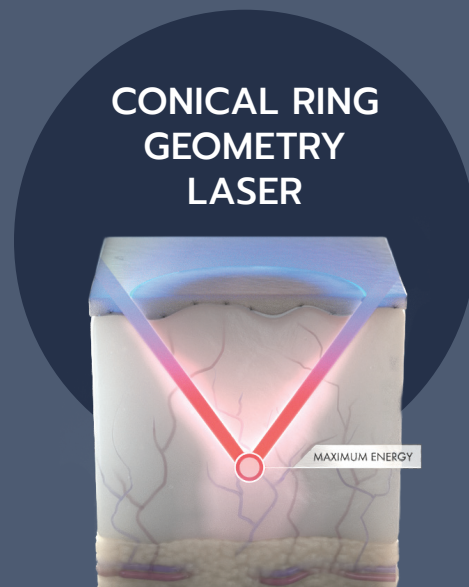
HERE TO MAKE A POINT

Focal Point Technology™ delivers therapeutic energy to the precise depths and locations required for revolutionary results without compromise.

AVAVA™ sets a new standard with **Conical Ring Geometry**, a breakthrough design that delivers **optimal energy with precise depth control**. Powered by **Focal Point Technology**, this innovation ensures targeted treatment up to **1.8mm deep** while maintaining **controlled epidermal sparing**. By optimizing energy delivery at multiple skin depths, AVAVA™ provides tailored results with minimal impact on surrounding tissue — ideal for a wide range of patient needs.



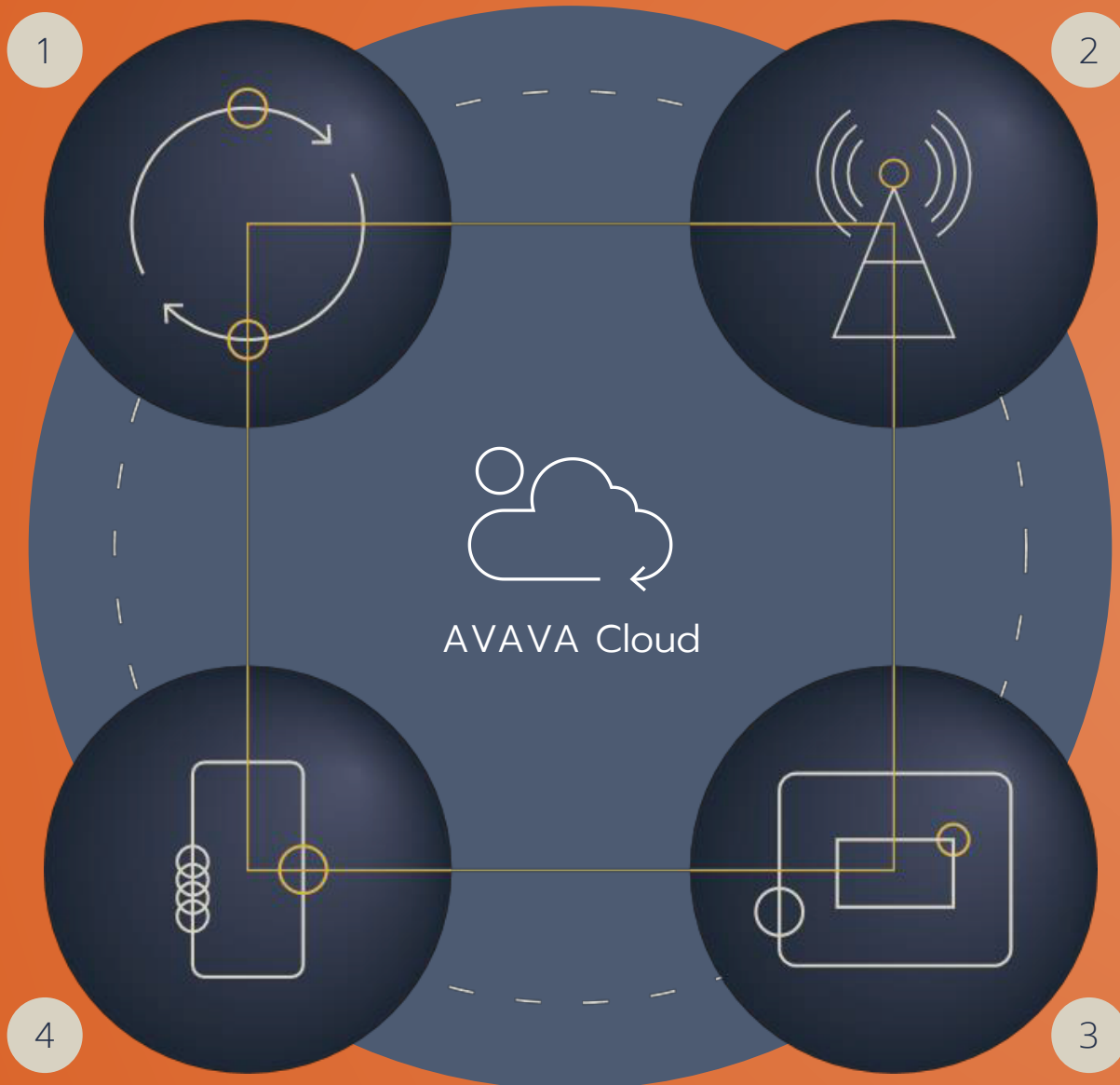
- Damages all tissue in its path, leading to unnecessary damage
- Painful treatments
- Limited efficacy and inconsistent outcomes
- Significant social downtime
- Higher risk of side effects and post-inflammatory pigmentation, especially in darker skin tones



- Focal Point Technology precisely targets treatment areas without damaging surrounding tissue
- Low surface energy reduces unwanted side effects and speeds recovery
- Noticeable outcomes in as little as one treatment
- Treats multiple skin conditions on face and body

A CONNECTED DIGITAL ECOSYSTEM

360° VIEW OF THE ENTIRE PROVIDER & PATIENT EXPERIENCE



1

AVAVASyncPro™

PROVIDER PORTAL

The all-in-one practice management portal. Tracks treatments in real time, monitors and controls parameters by user, and manages patient progress with ease — streamlining clinical workflows and CRM tools in one central hub. AVAVASyncPro™ brings equal value to the smallest of practice while fully supporting scaled customers with dynamic business needs.



2

AVAVAAdmin™

CENTRAL INTELLIGENCE HUB

AVAVA's internal command center, enabling realtime system monitoring, predictive analytics, and treatment data review. This powerful platform ensures seamless device oversight, proactive support, and data-driven insights to optimize performance across all deployed devices. The fully enabled treatment purchasing and remote provisioning platform gives you frictionless financial transactions with recurring revenue.

3

AVAVASite™

ADVANCED OPTICS

State-of-the-art imaging ensures precise energy delivery at every depth, empowering providers with greater confidence and control.

By integrating best clinical practices with powerful imaging and procedure data, AVAVA™ enhances treatment precision, optimizes patient outcomes, and sets the foundation for future AI-driven smart treatment advancements in guided laser technology.

4

MyAVAVA™

PATIENT PORTAL & CRM

Empowering patients with secure access to their treatment history, personalized care plans, and post-treatment guidance — keeping them informed and engaged in their aesthetics journey.

COMPREHENSIVE MARKETING SUPPORT

We provide tailored marketing assistance to drive engagement and visibility at events, in practices, and across digital channels. Our support includes:

- **Asset Development**
Custom-branded materials to elevate brand presence
- **Content Support**
Strategic messaging and visuals for maximum impact
- **HCP Brochure & Patient Materials**
Informative, high-quality resources for providers and patients
- **Branded Event Items**
AVAVA™-branded cookies, pop-up banners, and other creative elements to enhance in-person experiences
- **Practice-Level Support**
Customizable marketing collateral to support individual accounts and events



6 Foot Pop-Up Banner

PROUD TO BE FEATURED

IN THE JOURNAL OF THE AMERICAN ACADEMY OF
DERMATOLOGY (JAAD)

Focal point technology: Controlling treatment depth and pattern of skin injury by a novel highly focused laser



Dieter Manstein, MD, PhD,^{a,b} Henry H. Chan, MD, PhD,^{b,c,d} Jayant Bhawalkar, PhD,^e Irina Erenburg, PhD,^{b,e} Hyemin Pomerantz, MD,^{e,f} Jhony Escobar, BS,^b Zeina Tannous, MD,^{d,e,g} Jane Yoo, MD, MPP,^{e,h} Thanh-Nga Tran, MD, PhD,^{d,e} Raj Katkam, MS,^e and R. Rox Anderson, MD^{b,d}

Background: Selective photothermolysis has limitations in efficacy and safety for dermal targets. We describe a novel concept using scanned focused laser microbeams for precise control of dermal depth and pattern of injury, using a 1550 nm laser that generates an array of conical thermal zones while minimizing injury to the epidermis.

Objective: To characterize the conical thermal zones in vivo and determine safe starting parameters to transition to a second phase to explore potential clinical indications.

Methods: A focused toroidal (ring) laser beam was delivered through a cold sapphire window, sparing epidermal injury in a central zone. Pulse energy, lesion depth, density, and energy delivery were titrated in ex vivo human skin and subsequently on the backs of 21 human subjects.

Results: Histology showed microscale patterns of thermal injury, which varied predictably with laser parameters. Time-course healing through histology and skin surface imaging demonstrated the ability of the device to deliver high energies without sequelae.

Limitations: Clinical data are currently being collected to further explore the safety and efficacy of the device.

Conclusion: The 1550 nm laser with focal point technology enables precise control of lesion depth while simultaneously sparing a large portion of the epidermis, lowering the risk of adverse effects. (J Am Acad Dermatol 2025;92:78-84.)

Key words: 1550 nm; focal point technology; fractional; laser; microbeam; nonablative; photothermolysis; treatment.

INTRODUCTION

A major limitation of selective photothermolysis^{1,2} when treating targets in the dermis is that melanin in the overlying epidermis absorbs light across a broad

optical spectrum, causing epidermal injury and resulting in decreased treatment efficacy. Injury to the epidermis and the dermoepidermal junction can cause potential side effects, including pain, blistering,

From the Department of Dermatology, Cutaneous Biology Research Center, Harvard Medical School, Charlestown, Massachusetts^a; Blossom Innovations, Waltham, Massachusetts^b; Division of Dermatology, Department of Medicine, The University of Hong Kong, Hong Kong SAR, China^c; Department of Dermatology, Wellman Laboratories of Photomedicine, Harvard Medical School, Boston, Massachusetts^d; AVAVA, Inc, Waltham, Massachusetts^e; VivaSkin Dermatology and Aesthetics, Wellesley, Massachusetts^f; Department of Dermatology, Lebanese American University School of Medicine, Beirut, Lebanon^g; and Clinical Research Center of New York, New York, New York^h

Funding sources: Supported by AVAVA Inc.; Dr Anderson was supported in part as the Lancer Endowed Chair in Dermatology at Massachusetts General Hospital.

IRB approval status: The study was reviewed and approved by Salus IRB; Protocol #: AV-19-003. Additional clinical imaging from AV-22-001, AV-22-002.

Accepted for publication September 1, 2024.

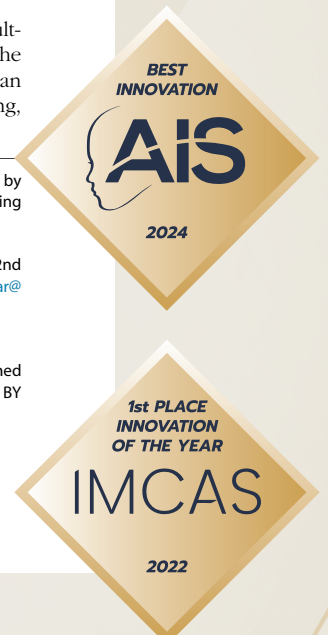
Correspondence to: Jayant Bhawalkar, PhD, AVAVA Inc, 275 2nd Avenue, 3rd Floor, Waltham, MA 02451. E-mail: jbhawalkar@avavaskin.com.

Published online September 7, 2024.

0190-9622

© 2024 by the American Academy of Dermatology, Inc. Published by Elsevier Inc. This is an open access article under the CC BY license (<http://creativecommons.org/licenses/by/4.0/>).

<https://doi.org/10.1016/j.jaad.2024.09.004>



PATIENT STORIES

At AVAVA, we are redefining the future of aesthetic treatments with groundbreaking technologies leading with our Focal Point Technology™.

Designed to deliver unparalleled precision, our treatments enhance skin health by targeting specific areas with accuracy and control. AVAVA™'s advanced solutions offer personalized, high-precision treatments that promote skin revitalization and deliver remarkable results. Our commitment to innovation continues to push the boundaries of what's possible.

Melissa K

Dr. Hayag Patient

"I am so amazed by the results I've experienced! I was starting to notice drooping in my lower face and jawline and texture concerns around my mouth, so Dr. Hayag recommended the AVAVA™ laser. **I saw results after just 1 treatment and now, after 3 treatments, my skin feels firmer*, looks smoother, and my jawline is much more defined!** The procedure was quick and relatively painless with hardly any downtime. AVAVA™ helped me feel more confident and youthful - this treatment has been life changing!"

**Skin tightening through soft tissue coagulation*

Siranush L

Clinical Trial Patient

"I feel like my skin is the healthiest it has ever been. I feel like I can actually go outside without makeup for the first time in my life and have such a renewed sense of self-confidence. AVAVA™ has changed my life and how I feel about myself for the better."

Mike F

Clinical Trial Patient

"I went into the treatments with 50+ years of sun damaged skin. The treatments were very tolerable...about the same you would get from a static discharge or "zap". I believe the results that I have received after 4 treatments were significant. **I am very happy with my experiences and the outcomes with the treatment.**"

Paris P


Dr. Peredo Patient

"I am a Family Practitioner and over the years have attended conferences on cosmetic dermatology as well as performed botox, fillers, microdermabrasion as well as laser-like factual treatments. I myself have had almost the full gamut of what cosmetic dermatology has to offer. However, nothing has more positively impacted my face and neck more than the AVAVA™ treatment under Dr. Marina Peredo's direction. She is superb as well as her staff. Even after only one treatment, **there was a significant difference in the appearances of the involved areas to such an extent that a plethora of people have commented (and still do) how amazing my face looks. After the third treatment, the improvement increased exponentially.**

The treatment was quick, easily tolerated, and the down time was minimal as in I was red similar to a sunburn which dissipated by the next morning. I was mildly swollen for a few days which apparently I was the only one who really noticed it significantly.


I have never been as impressed with a procedure as AVAVA™ and highly recommend it to everyone. In addition, I am anxiously awaiting approval for this procedure to be done on other parts of my body because the results are so extraordinary.

I look forward to continuing treatments on whatever basis is recommended and my arms, knees, thigh, and hands are looking forward to future possibilities."



JOIN US

as we lead the way
in transforming the
future of skin health.



THE NEW GOLD STANDARD IN SKIN HEALTH TRUSTED BY THE LEADERS IN THE AESTHETICS INDUSTRY

Meet the doctors who have stepped into the future with AVAVA™.



Dr. Marina Peredo

Dermatologist
Medical Director and Owner
Skinfluence NYC
Long Island, New York

"AVAVA™ is a first-of-its-kind smart laser using breakthrough technology. This laser promises personalized results for all skin types, aligning with growing demand for tailored aesthetic solutions."



Dr. Hyemin Pomerantz

Dermatologist
Medical Director and Owner
VivaSkin Dermatology
Boston, Massachusetts

"I've treated hundreds of patients through clinical trials and now in my practice. I have not seen a more practical device for skin of color patients than AVAVA™. **A big part of my practice is skin of color patients and there is an unmet need for a device like this.** I can now deliver treatment for skin revitalization to darker skin types without worrying about side effects."



Dr. Roy Geronemus

Founder and
Medical Director
Roy Geronemus, MD
New York, New York

"I've been following the early research and was part of the clinical trials and believe this is the biggest breakthrough in laser aesthetics in a long time. **Focal Point Technology™ gives us more versatility than any other device in my practice** and I am able to treat patients with high energy without increasing their downtime or side effects. I'm wowed by the results."



CONNECT WITH AN AVAVA REPRESENTATIVE.
SCAN HERE.



AVAVA™

 avavaskin.com

 [instagram.com/avavaskin](https://www.instagram.com/avavaskin)

 [linkedin.com/company/avavaaskin](https://www.linkedin.com/company/avavaaskin)


EXPERIENCE THE POWER OF AVAVA™ — SEE IT IN ACTION!

Discover how the AVAVA™ Laser can transform your practice with cutting-edge technology and unparalleled results. Scan the QR code to connect with an AVAVA representative today! Let's discuss how this revolutionary laser can elevate your treatments and schedule an in-person demo to see its impact firsthand.

Don't wait — unlock the future of skin revitalization now!

AVAVA™

avavaskin.com



CONNECT WITH AN AVAVA
REPRESENTATIVE. **SCAN HERE.**



DANGER
INVISIBLE LASER RADIATION
Avoid eye or skin exposure to
direct or scattered radiation.
CLASS 4 LASER PRODUCT
MAXIMUM OUTPUT: 600 mJ
EMITTED WAVELENGTHS: 950 nm +/- 1nm
PULSE DURATION: 0.3 ms to 12 ms
EC 60825-1: 2014/02

AVAVA™, Focal Point Technology, AVAVASite, and AVAVASync and associated logos are trademarks of AVAVA, Inc. and may not be used without permission.

